


Time Error Estimation When UTC Time Traceability is Lost



A Leading Provider of Smart, Connected and Secure Embedded Control Solutions



SMART | CONNECTED | SECURE

Lee Cosart
November 2021

Introduction

- **Introduction**

- Increasingly, precision time has become the critical parameter in synchronizing networks with migration first to LTE-TDD and now to 5G
- The principal source of UTC time is GNSS, which, while exceptionally robust, is vulnerable to interference, jamming, spoofing and solar flares, and in rare cases system errors
- Technologies such as the ePRTC (enhanced Primary Reference Time Clock), which couples a UTC source with an autonomous atomic clock, have been developed to address this
- Whether the backup clock is cesium as it generally would be for the ePRTC, or quartz or rubidium, as it generally would be for the PRTC, understanding the time error when UTC traceability is lost, is important

- **Time Error Estimator Calculations**

- **Random walk** (from frequency jump statistics)
- **Holdover estimator** (from how well an oscillator conforms to predicted offset and drift)

Oscillators: Offset and Drift Dominate

Microchip TimeMonitor Analyzer
Phase deviation in units of time: Fs=296.3 mHz; Fo=10.000000 MHz; 03/12/97:02:37:24
No filter selected; Test #1423; set 97.75; #23

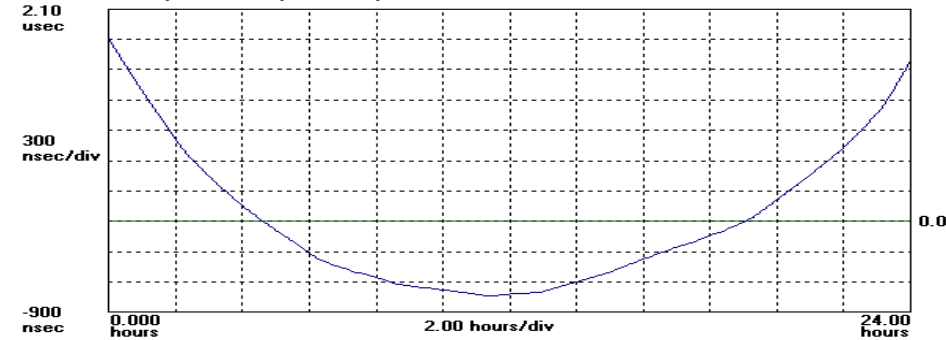


70 ms
p-p

Relationship between phase and frequency: $\omega = \frac{d\phi}{dt}$

Original oscillator phase measurement (0.7ppm frequency offset, constant phase slope)

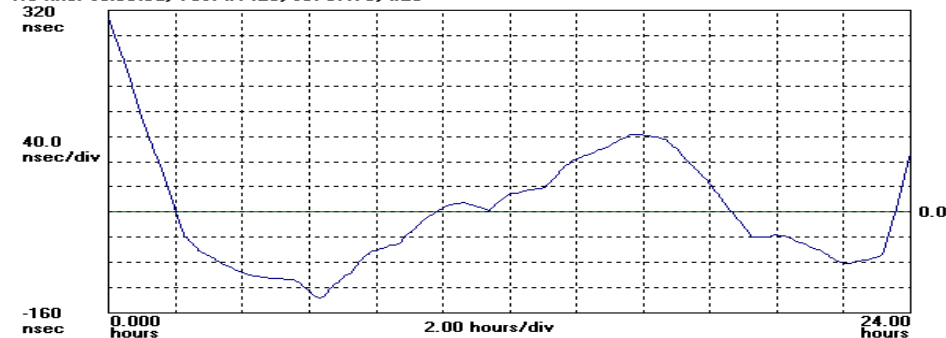
Microchip TimeMonitor Analyzer
Phase deviation in units of time: Fs=296.3 mHz; Fo=9.999927 MHz; 03/12/97:02:37:24
No filter selected; Test #1423; set 97.75; #23



2.5 μ s
p-p

Frequency offset removed (quadratic shape shows linear frequency drift of 0.2 ppb/day; given phase/frequency relationship, quadratic in phase means linear in frequency)

Microchip TimeMonitor Analyzer
Phase deviation in units of time: Fs=296.3 mHz; Fo=9.999927 MHz; 03/12/97:02:37:24
No filter selected; Test #1423; set 97.75; #23



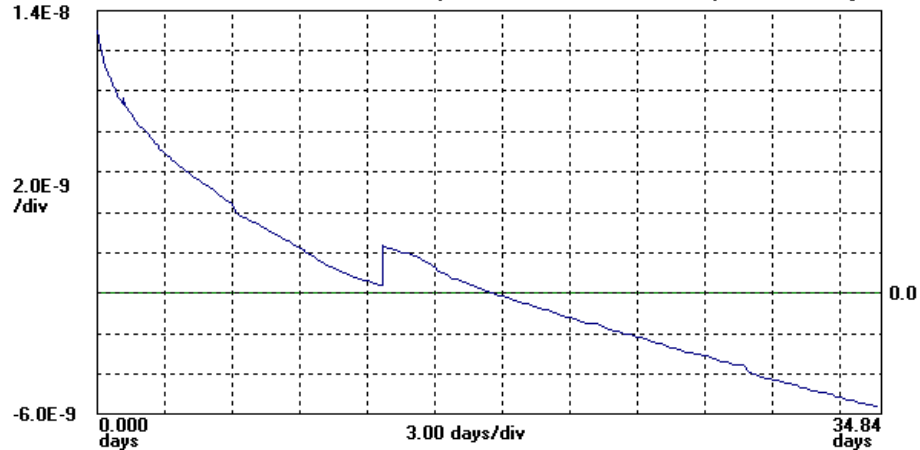
440 ns
p-p

Frequency drift removed (shows residual phase movement)

Oscillator Frequency Jump: Effect on Holdover

Microchip TimeMonitor Analyzer

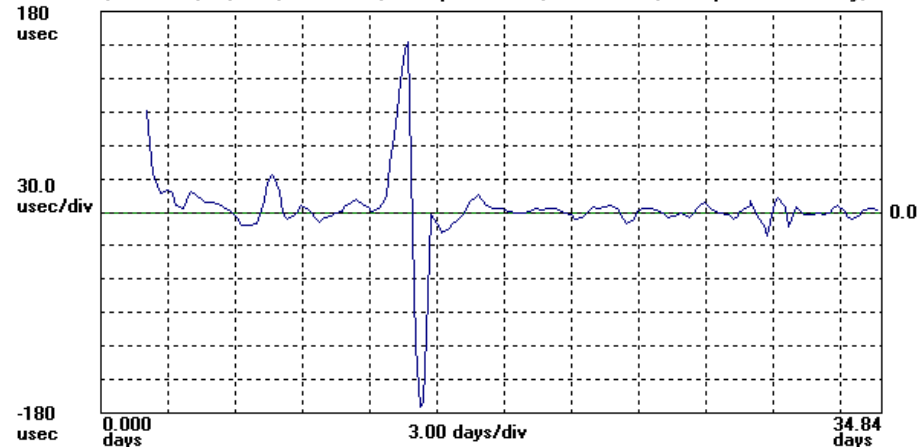
Fractional frequency offset; Fs=11.38 mHz; Fo=10.00 MHz; *3/21/97 1:43:35 PM*; *4/25/97 9:50:08 AM*;
HP 53132A; Test: 87; Quartz; oscillator; Samples: 34259; Gate: 10 s; Freq/Time Data Only;



Oscillator measurement with frequency jump at 12 days

Microchip TimeMonitor Analyzer

Holdover vs. time; N=200; Start/Learn/Holdover(h): 0.000,24.00,24.00; Offset/Drift: *3/21/97 1:43:35 PM*;
HP 53132A; Test: 87; Quartz; oscillator; Samples: 34259; Gate: 10 s; Freq/Time Data Only;



> 150 μ s rather than 1 to 10 μ s

The stochastic part is a very important component for determining performance!

The “random walk” and “holdover estimation” focus attention on this

Random Walk

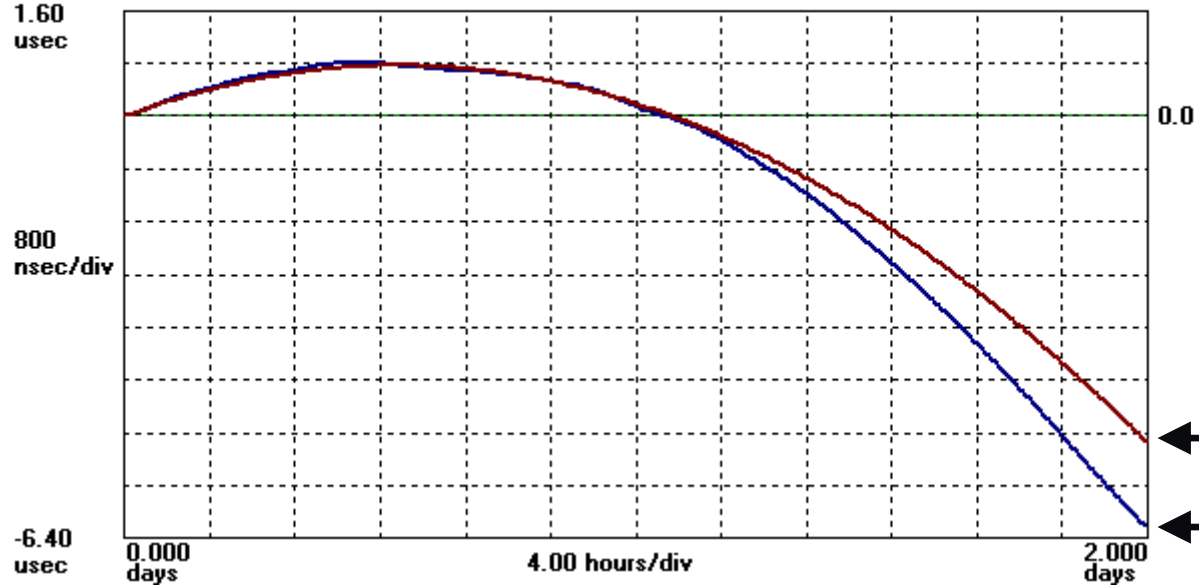
The difference between two adjacent frequency measurements is considered a “jump.” All jumps are stored in a histogram in accordance with their magnitudes. “Random Walk” is computed based on the statistics of jumps as the probable rms phase-walk. Data during warmup may be excluded.

$$\sigma_{rwZ}^2 = \frac{Z^2}{3} \cdot \sigma_{jZ}^2 = \frac{Z^2 \cdot R}{6 \cdot \sum_{b=1}^M N_b} \sum_{b=1}^M N_b \left(\frac{h_b^2 + h_b l_b + l_b^2}{3} \right) \text{sec}$$

Random Walk calculation where Z is the random walk tau in seconds, T is tau in seconds, R is the ratio Z/T, M is the number of histogram bins, Nb is the number of frequency jumps in a particular bin b, l is the lower bin boundary, and h is the upper bin boundary.

Holdover Estimator

Microchip TimeMonitor Analyzer
Phase deviation in units of time; Fs=8.879 mHz; Fo=1.000000 Hz; 1999/01/18; 15:04:18
1 (blue): Time Phase; Samples: 1535; Stop: 1535; HP 53132A; Test: 437; NGOP; D10565; Samples: 23;



Predicted time after 24 hours

Actual time after 24 hours

24-hour learning
period, fit curve (in
red) so it matches
data (in blue)

24-hour holdover
period

Holdover time error
is difference between
“predicted” and
“actual”: 1.3 μ s

Holdover Estimator

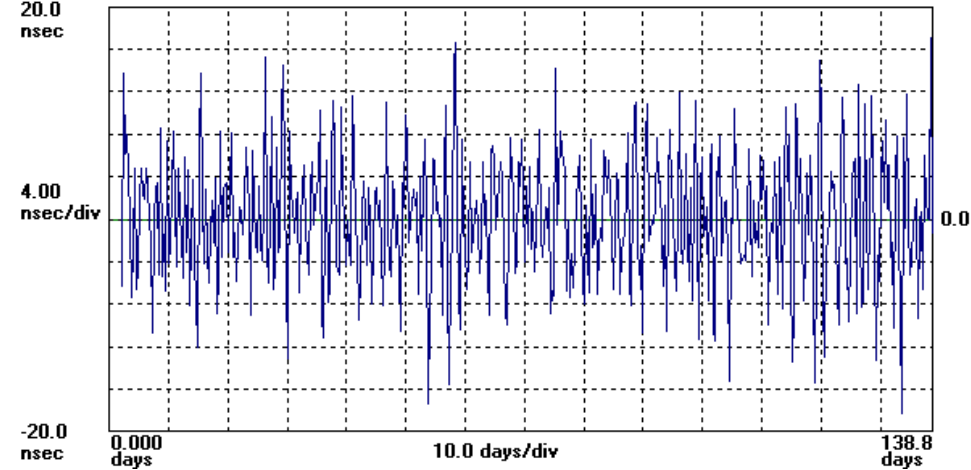
Quartz, Rubidium: $\phi_0 + \omega_0 t + \frac{1}{2} A t^2$
Fit to parabola

Cesium: $\phi_0 + \omega_0 t$
Fit to line

- “Holdover” computes frequency offset and drift during a specified learning period by fitting a 2nd order equation, and then uses that prediction of future drift for the specified holdover period. The predicted value is then compared to the actual value to compute a single holdover point; if the prediction is perfect then the holdover value is zero. Note for a primary reference such as a cesium clock, a 1st order equation fit is used as offset dominates.
- Then the starting point is moved forward in time and the whole procedure is repeated to compute another point. At the end, the statistics are calculated on the magnitude of the set of points, and a result determined, say the one-sigma or two-sigma point on the distribution.
- For a concrete example, consider an oscillator measured for three days with a 24-hour learning period and a 24-hour holdover period. If the starting point is advanced one hour starting with time zero, there will be 25 holdover points calculated to make use of the entire 3-day data set.

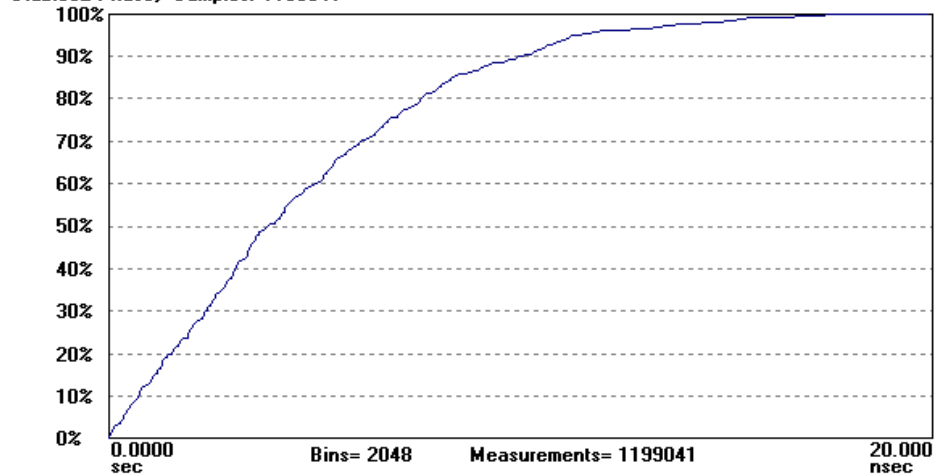
Holdover Estimator

Microchip TimeMonitor Analyzer
Holdover vs. time; N=500; Start/Learn/Holdover(h): 0.000,24.00,24.00; Offset/Drift; 2019/11/13 00:00:00
Stable32 Phase; Samples: 1199041



Plot of holdover estimator results

Microchip TimeMonitor Analyzer
Holdover CDF; Fs=100.0 MHz; Fo=10.00 MHz; 2019/11/13 00:00:00
Stable32 Phase; Samples: 1199041



Cumulative distribution function of
magnitude of the results

1 sigma: 4.41 ns

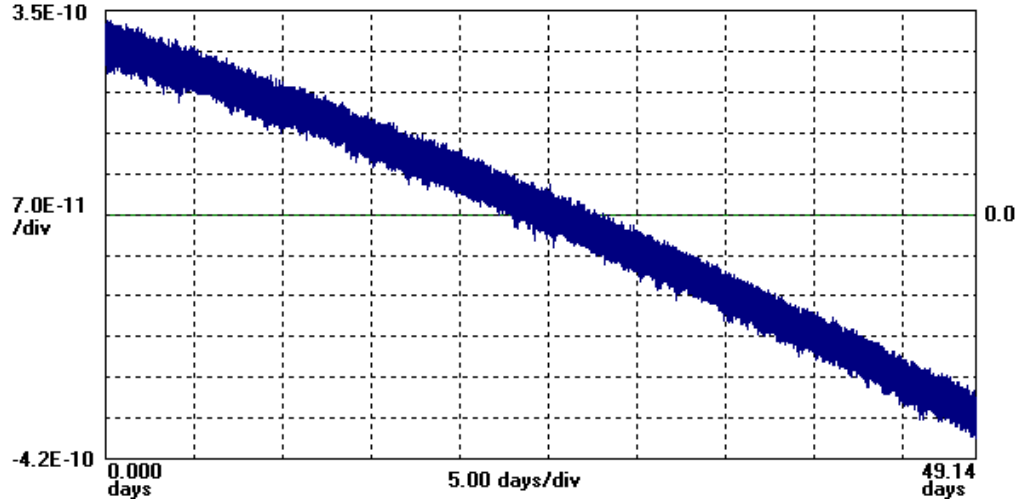
2 sigma: 10.35 ns

Time Error Estimator Example: Quartz

Microchip TimeMonitor Analyzer

Fractional frequency offset: $F_s=124.7$ mHz; $F_o=10.00$ MHz; 2018/11/15 11:22:50

Squid Phase; Chan 5; Samples: 529471; Start: 2018/12/03 11:22:54; Total Points: 723879;



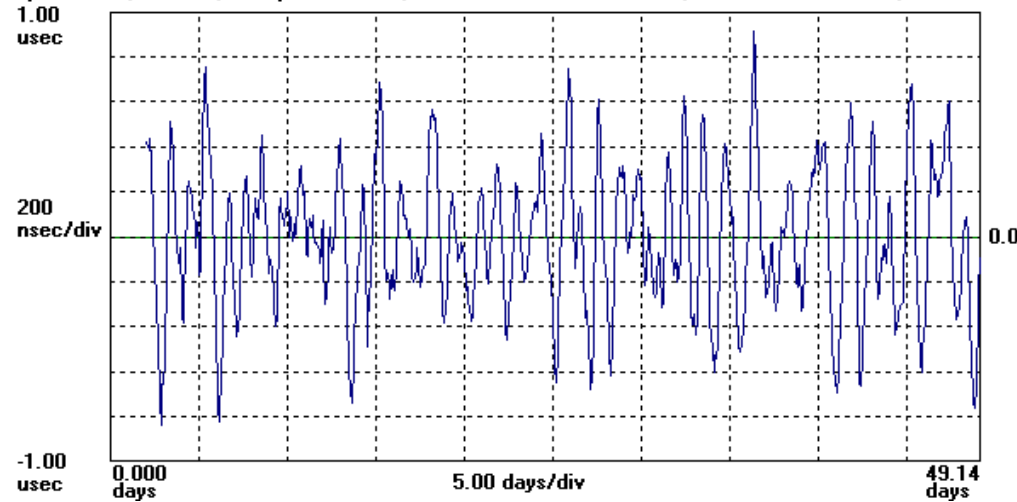
Raw oscillator measurement

Random walk: 638 ns

Microchip TimeMonitor Analyzer

Holdover vs. time; N=1000; Start/Learn/Holdover(h): 0.000,24.00,24.00; Offset/Drift: 2018/11/15 11:22:50

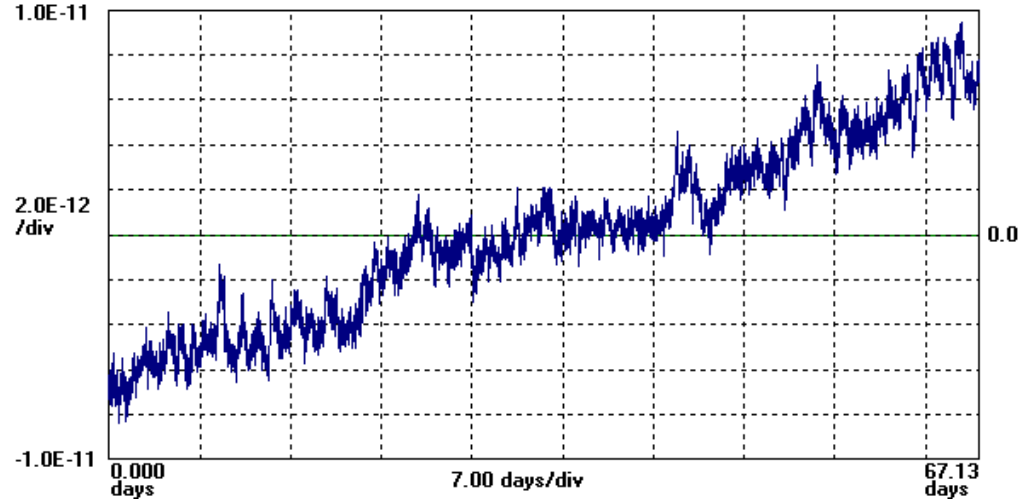
Squid Phase; Chan 5; Samples: 529471; Start: 2018/12/03 11:22:54; Total Points: 723879;



Holdover estimator: 620 ns

Time Error Estimator Example: Rubidium

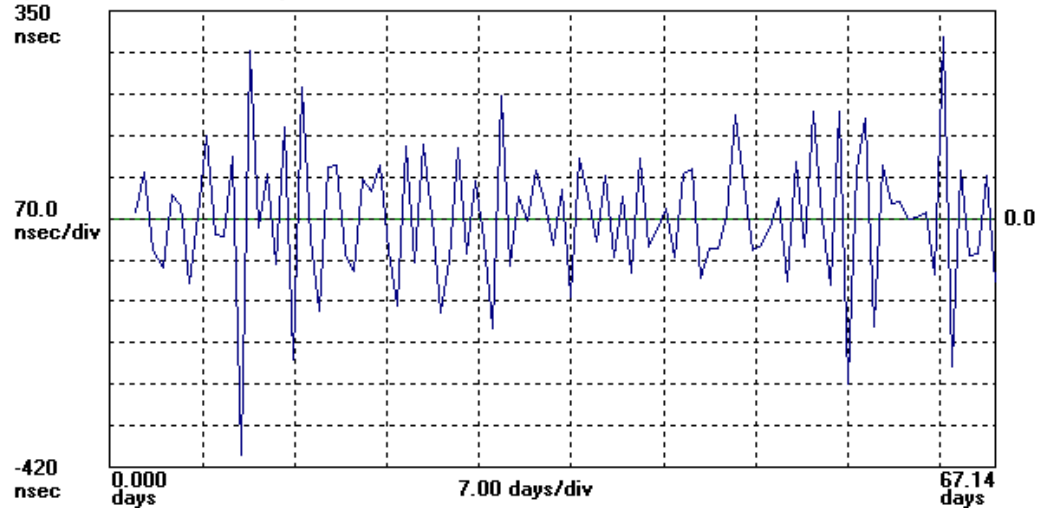
Microchip TimeMonitor Analyzer
Fractional frequency offset: Tau=1.002 ks; A=125; N=5790; S=115; Fs=124.8 mHz; Fo=10.00 MHz; 2018/11.
Squid Phase; Chan 6; Samples: 723844; Total Points: 723879; Rubidium



Raw oscillator
measurement

Random walk: 201 ns

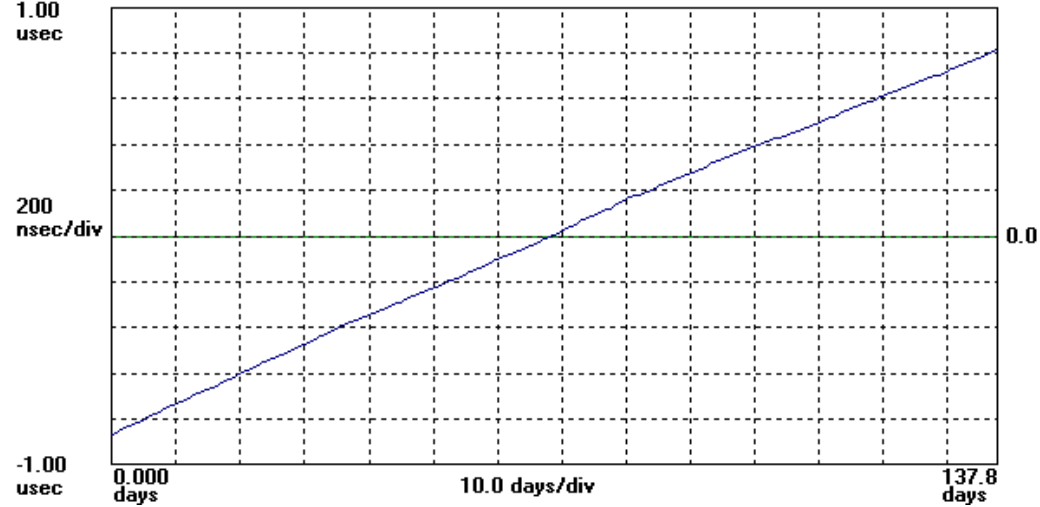
Microchip TimeMonitor Analyzer
Holdover vs. time; N=100; Start/Learn/Holdover(h): 0.000,24.00,24.00; Offset/Drift; 2018/11/15 11:22:50
Squid Phase; Chan 6; Samples: 723844; Total Points: 723879; Rubidium



Holdover estimator: 188 ns

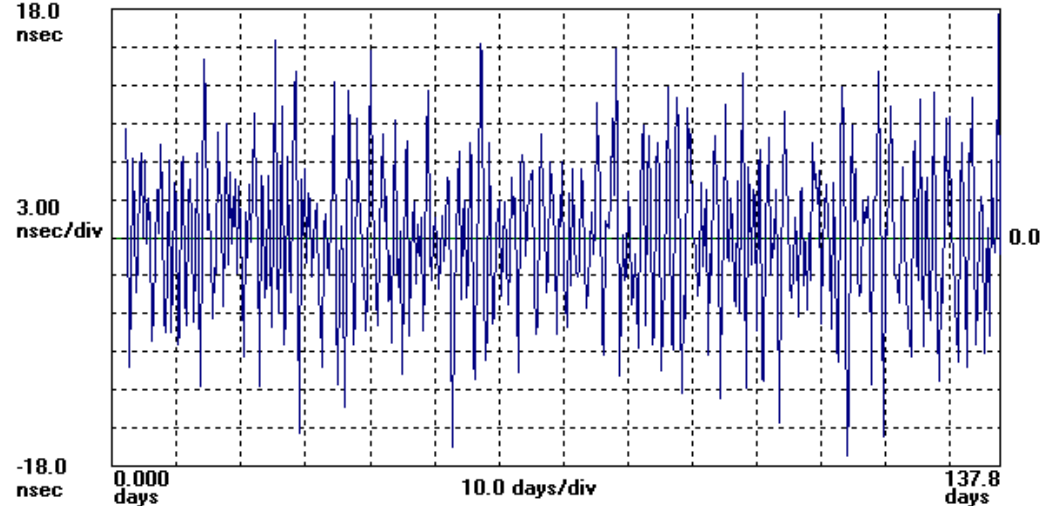
Time Error Estimator Example: Cesium

Microchip TimeMonitor Analyzer
Phase deviation in units of time; $F_s=100.0$ MHz; $F_o=10.000000$ MHz; 2019/11/13 00:00:00
Stable32 Phase; Samples: 1190402; Start: 8640



Raw oscillator measurement

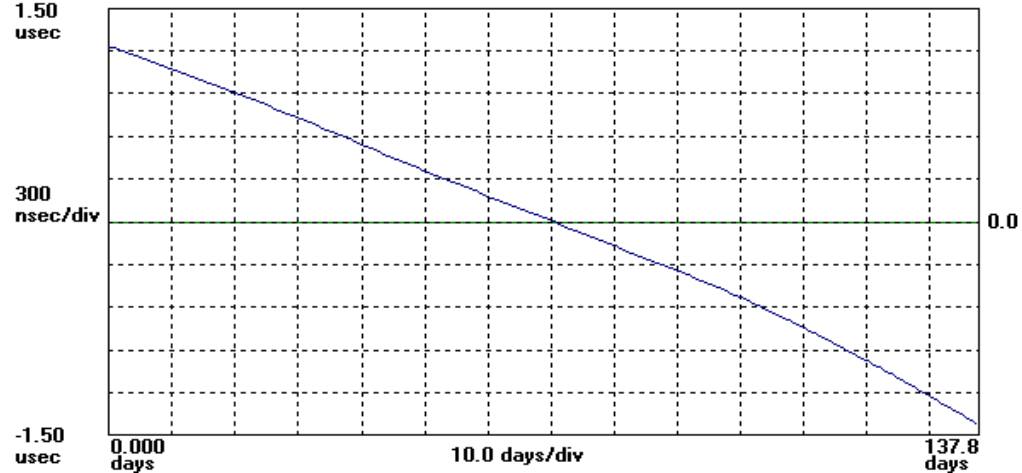
Microchip TimeMonitor Analyzer
Holdover vs. time; N=500; Start/Learn/Holdover(h): 0.000,24.00,24.00; Offset/Drift: 2019/11/13 00:00:00
Stable32 Phase; Samples: 1190402; Start: 8640



Holdover estimator: 14 ns

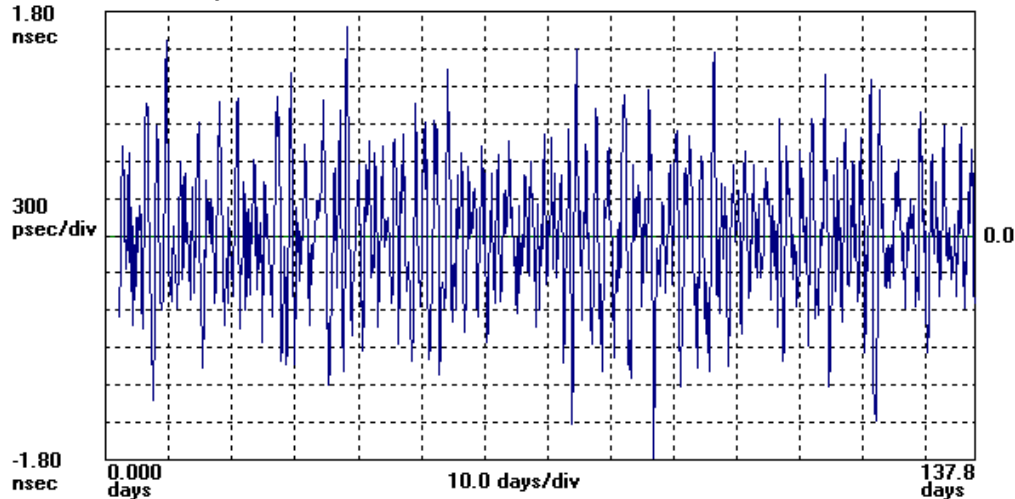
Time Error Estimator Example: H-Maser

Microchip TimeMonitor Analyzer
Phase deviation in units of time; $F_s=100.0$ MHz; $F_o=10.000000$ MHz; 2019/11/13 00:00:00
Stable32 Phase; Samples: 1190408; Start: 8641



Raw oscillator
measurement

Microchip TimeMonitor Analyzer
Holdover vs. time; N=1000; Start/Learn/Holdover(h): 0.000,24.00,24.00; Offset/Drift; 2019/11/13 00:00:00
Stable32 Phase; Samples: 1190408; Start: 8641



Random walk: 1.07 ns

Holdover estimator: 818 ps

Time Error Estimator: 10 Quartz Oscillators

File count: 10			
Start: 8640			
ADEV(1000s); MDEV(7200s); TDEV(10000s)			
TUNC Start/Learn/Holdover(h): 0;24;24			
Random Walk FTau(seconds)/RWTau(days): 1000;1			
	TUNC(ns)	RW(ns)	
Mean	1375	1291	
Median	1414	1198	
Stddev	242	223	
Min	1003	1060	
Max	1800	1677	
1	1568	1216	
2	1582	1114	
3	1265	1069	
4	1399	1677	
5	1048	1179	
6	1428	1070	
7	1003	1563	
8	1502	1447	
9	1157	1515	
10	1800	1060	

TUNC (“time uncertainty”) is the same thing as the holdover estimator.

Note consistency between oscillators. More oscillators would be good to improve the statistics.

For these quartz oscillators, TUNC and random walk match reasonably well, so either or both could reasonably be employed as a predictor of holding time error

Time Error Estimator: Cesium and H-Maser

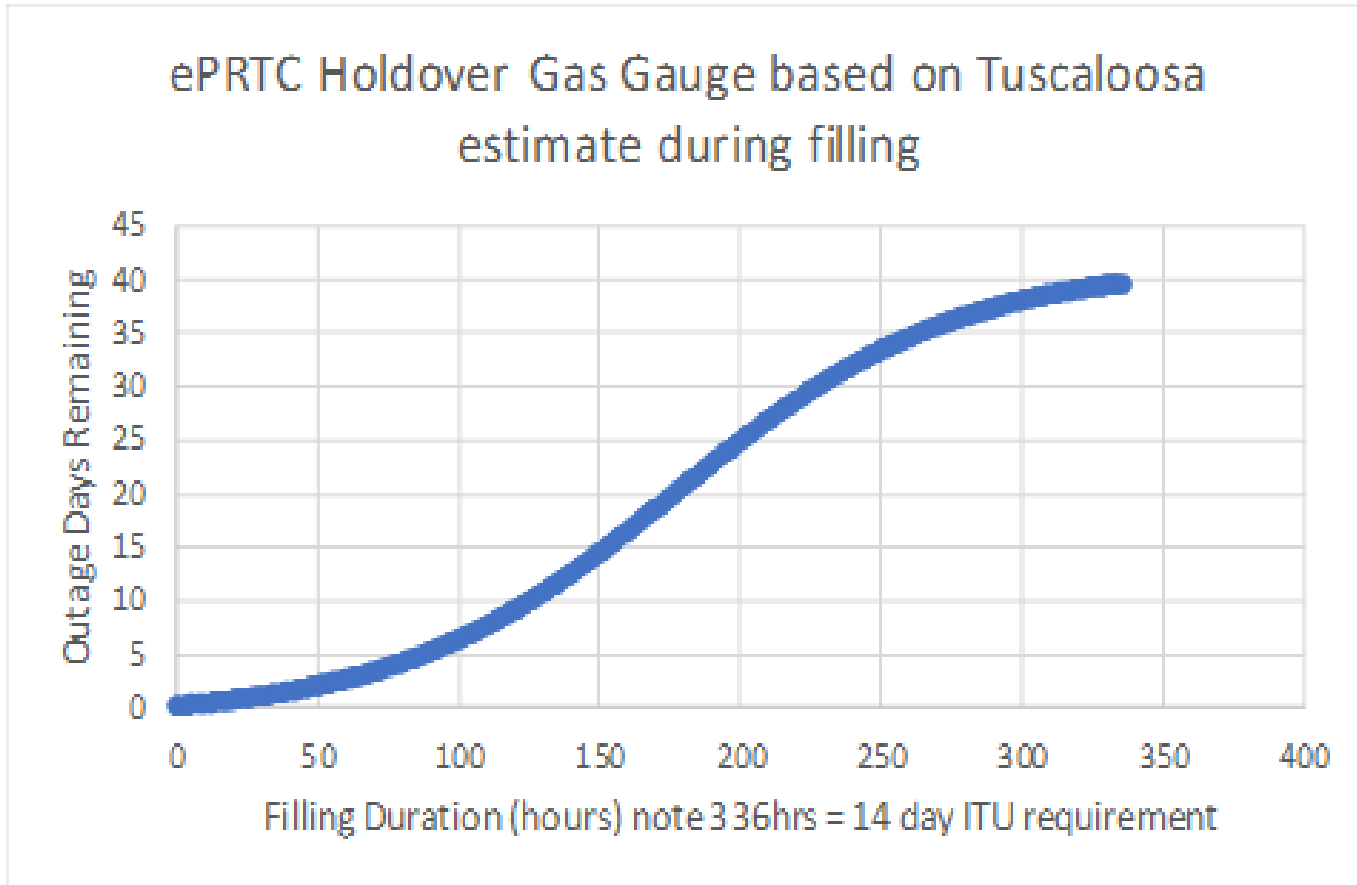
Random Walk FTau: 86400s			
Random Walk RWTau: 5 days			
TUNC in ns (0/120h/120h)			
	RW (ns)	TUNC(ns)	Days
Cesium1	23	40	182
Cesium2	13	24	138
Maser	2	4	138

TUNC (“time uncertainty”) is the same thing as the holdover estimator

Cesium learning period fit to first order equation as offset dominates

Random walk tau and learning/holdover period extended for these atomic clocks

Time Error Estimation Calculators: Application



“Filling” refers to the “learning period”

From this graph, for example, it can be seen that after 14 days of learning, ± 100 ns can be held for an estimated 40 days, based on studying the autonomous cesium clock while UTC time via GNSS is available

Summary

- **Holding time in a network is increasingly important given such technologies as TDD and 5G**
- **For determining predictive oscillator metrics, we start with the clock equation, which applies to all types of oscillators, from quartz to rubidium to cesium to hydrogen maser**
- **The stochastic term in the clock equation is critical: this is the part we can't predict or completely eliminate by design**
- **Two time error prediction calculations, “random walk” and “holdover estimation,” are two different approaches for understanding the stochastic term**
- **When a system has access to traceable UTC time, the oscillator can be studied, helping to predict how well time can be held if UTC traceability goes away**

Thank you

Lee Cosart

Research Engineer

lee.cosart@microchip.com

Phone: +1-408-428-7833